

**CHINMAYA VIDYALAYA**  
**HOLIDAY HOMEWORK (2017-18)**  
**CLASS II**



Dear Children,

We all were waiting eagerly for the summer break and here is the time to plan our vacations, enjoy, play, visit our grandparents, relatives, water park, etc. We wish that you enjoy your summer break with your family and friends. But along with the enjoyment let's utilize this special long break to explore more and learn new things. We have planned a set of fun filled activities which will keep you engaged during the break. Do them neatly as instructed and submit it to your teachers after the vacation.

- Read with your child simple English and Hindi stories with morals.
- Go for a morning walk with your child and have a dialogue with him, get to know his perception of world.
- Spend quality time with your child engaging him / her in activities based on enhancing his / her powers of observation and imagination.
- Play with your child board games e.g. Chess, Ludo, Carrom etc.

**Wishing all of you a very enjoyable summer break.**

**ENGLISH**

1) **THE JOY OF READING:** Cultivate the habit of reading books of your choice as books can be your best friends.

- Suggested books to read [AGE APPROPRIATE]
- Books by NATIONAL BOOK TRUST (NBT)
- Lady Bird series
- Panchtantra Tales



2) **WRITING TIME:** Lets focus on our style of writing and beautify it.

- Learn to write and follow 4-line pattern.
- Practice writing letter of alphabet (A-Z-capital and small in cursive)

3) **TRAVELLING TIME:**

Suggested visits

- Rail Museum
- Bal Bhawan Park
- Children's Park




## HINDI

1. कॉपी नंबर दो में दस पृष्ठ सुलेख लिखिए।
2. प्रतिदिन एक नया शब्द सीखें तथा उसका अर्थ लिखकर स्वयं का शब्दकोष बनाइए।
3. दी गई कविताओं में रंग भरकर अभ्यास पुस्तिका दो में चिपकाइए व याद कीजिए।

### जादुई पेड़

आओ पेड़ लगाएँ ऐसा,  
जो हो केवल जादू जैसा।  
जब चाहें पेड़ हिलाएँ,  
बिस्किट-ऑफी गोद में पाएँ।  
जब शाखा पर रख दो हाथ,  
चॉकलेट मिल जाए अपने आप।  
पेड़ के नीचे बैठकर हम सब,  
खुशीखुशी से देखें करतब।-



### सूरज आया

हुआ सवेरा सूरज आया,  
अपने साथ उजाला लाया।  
डाल, डाल पर पंछी चहके-  
रंगबिरंगे फूल हैं महके।-  
कुहु, कुहु कर कोयल गाए-  
अपने सुर से हमें जगाए।  
छोड़कर बिस्तर जागो सारे,  
लगतायह ही गाना गाए।,



## Mathematics

- Learn spellings of numbers from (1-200)
- Practice 10 simple addition and 10 simple subtraction sums of 1 digit and 2 digits every day in a separate math's notebook.
- Learn tables from (2-5)
- Follow and practice the following number formation.

1	2	3	4	5
6	7	8	9	10

## EVS

### 1) **BE AN ANIMAL DETECTIVE**

So many children love to watch animals! Do you remember stopping to see what's going on with our animal friends? For few days look into the secret life of animals and be an animal detective.

Few steps to follow to be a detective

- Bring along a pencil and grab a pair of kid's binoculars.
- Observe any one animal that you like.
- Paste or draw a picture of the chosen animal in an A4 size sheet. Also write 4-5 lines about it on the same sheet.



### 2) **SHOPPING IS A GREAT FUN**

Very often we go for shopping with our family.

- Prepare a list of 10 healthy and 10 unhealthy food items.
- Make two shopping bags.
- Paste pictures of the items on the bags.

### 3) **SAVE EARTH:**

Think of any one way to save our mother Earth.

- For e.g.: - Say NO to polythene
  - Plant more trees.
- Make a poster of the same on an A-4 size sheet and get it laminated.



### **DEVELOP SOCIAL SKILLS:**

- Give respect to elders and love to your young ones.
- Four magic words, that are basic of good manners – Please, thank you, excuse me and sorry. Make these four words a habit and see the difference.
- Wish and welcome guests.
- Spend time with your grandparents.

### **DEVELOP PERSONAL HYGIENE:**

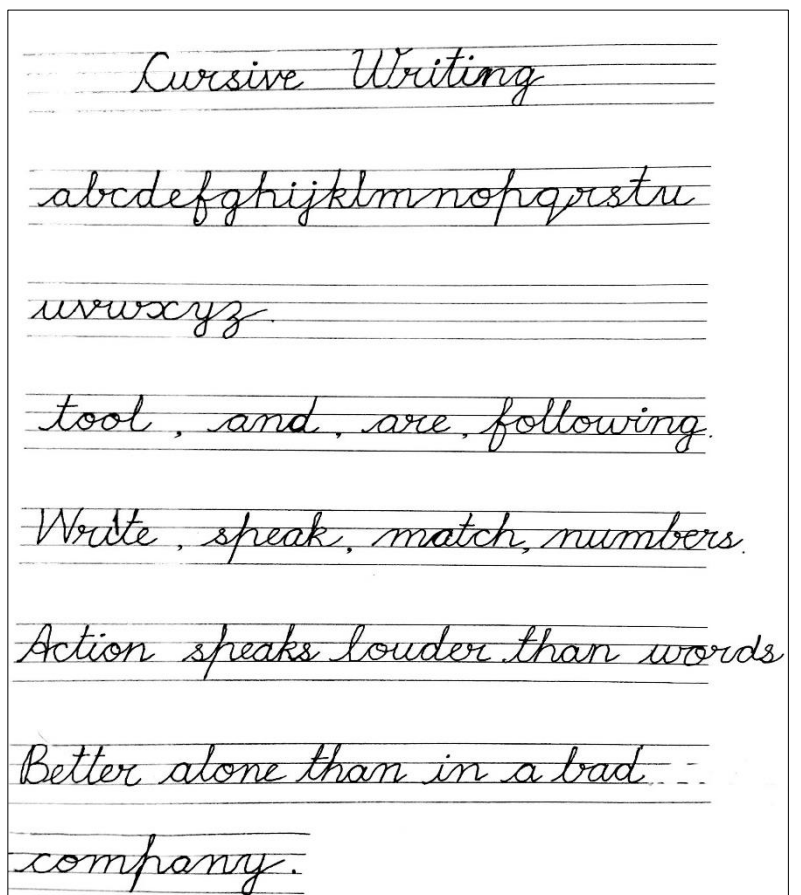
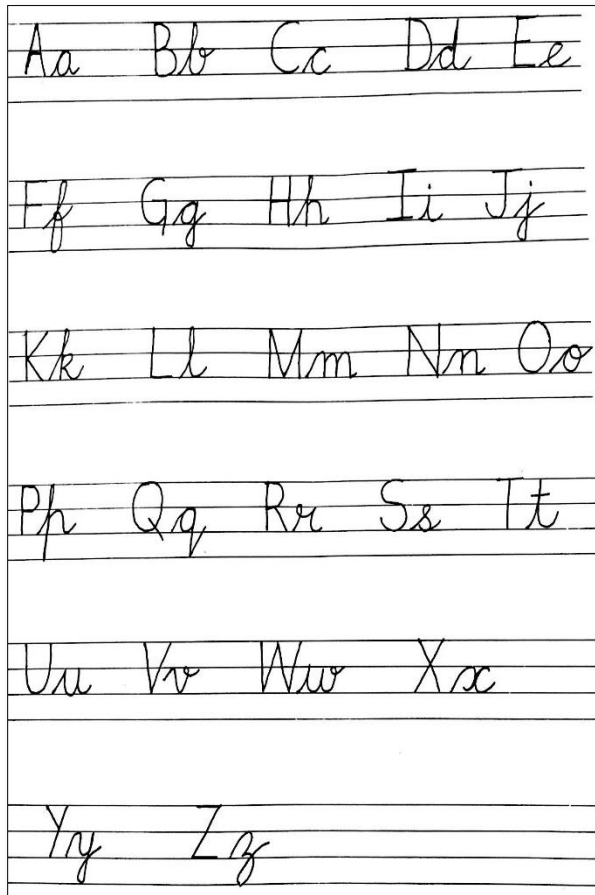
- Keep your surroundings clean.
- Trim your nails once a week.
- Wash your hands before and after meals.
- Shampoo your hair.
- Go for regular dental checkup.

## SPELL BEE

Learn the spelling of following words for the "SPELL BEE" competition

<b>A</b>	<b>G</b>	<b>N</b>	<b>U</b>
addition	gap	nervous	uncle
agree	gift	net	universe
animals	grandparents	notice	
attention			
aunt	<b>H</b>	<b>O</b>	<b>V</b>
aware	harm	ocean	valleys
	heart		vegetables
<b>B</b>	helpful	<b>P</b>	village
beach	hundred	past	
board		paternal	<b>W</b>
brain	<b>I</b>	pattern	warm
branch	idea	planet	weak
bright	insect	plants	whisper
	island	please	wonder
<b>C</b>			worry
circle	<b>J</b>	<b>Q</b>	
clear	joint	queen	<b>X</b>
collect	jump	question	x-ray
count			
cousins	<b>K</b>	<b>R</b>	<b>Y</b>
	kilogram	raincoats	yard
<b>D</b>	kitten	rectangle	yatch
dangerous		respect	year
digit	<b>L</b>	rupees	
domestic	land		
dozen	light	<b>S</b>	<b>Z</b>
	little	share	zebra
<b>E</b>	living	sharp	zero
earth		shelter	zigzag
enemy	<b>M</b>	smooth	zip
evening	march	square	
exactly	match	stomach	
	maternal	subtract	
<b>F</b>	means		
family	money	<b>T</b>	
famous	mountains	thank you	
field	multiplication	tiny	
fold		tongue	
fresh		travel	
		triangle	

Practice writing in cursive. Follow the strokes while writing and joining small letter.



## THE POWER OF LANGUAGE

In order to become a good English speaker, we must focus on conversing rather than just memorizing grammatical rules. To speak good English we need to focus on conversing! Moreover, language spoken by an individual is one of the important assessment parameters of his/her personality. Let us all learn to make our routine conversation effective and impressive.

The teachers are trying to encourage the children to use simple words, phrases and sentences like:-

- May I use your pencil / eraser / sharpener?
  - I have finished my work.
  - Madam, may I go to ease myself? (when the child wants to use the washroom)
  - Madam, may I go to quench my thirst? (when the child wants to have water)
  - Madam, may I come in please?
  - Madam, may I go to the bookshop / tailor shop?
  - Madam, may I go to wash my hands?
  - Madam, may I sit in the front row as I can't see from the back?
  - Madam, please repeat the concept as I'm unable to understand it.
  - Madam, I have lost my shoes / blazer / tiffin box / water bottle etc.
  - Madam, I came late as I missed my bus.
  - Madam, I'm sorry. I have forgotten to bring my book, note book, pencil / eraser / drawing book etc.
  - Madam, I'm sorry I couldn't complete my Home Work as I was unwell.
  - Madam, may I borrow a pencil / eraser / ruler etc. from my partner.
  - Please excuse me for the delay.
  - Could you please shut the door?
- Madam, please don't block the view. I can't see the blackboard.  
Madam, please make me sit in the front row. I have vision disorder.

Use of magic words like excuse me, sorry, thanks, please.

- When asking for something, say "Please."
- When receiving something, say "Thank you."
- Do not cut the conversation when two adults are talking to each other.
- If you need to get somebody's attention right away, the phrase "excuse me" is the most polite way for you to enter the conversation.
- When you have spent time at your friend's house, remember to thank his or her parents for having you over and for the good time you had.
- Knock on closed doors and wait to see if there's a response before entering.

Children can be encouraged to use simple words and sentences at home also. For example –

- Mummy, shall I assist you in the kitchen?
- Mummy, please allow me to lay the table today.
- Mummy, should I help you wash the dishes today?
- Papa, can I help you wash the car?
- Grandpa, should I come with you for a walk?
- Mummy, can I get you a glass of water?
- Mummy, may I take some more ice-cream from the fridge?
- Papa, I'm sorry I was rude to you.
- Papa, please teach me how to ride a bicycle.
- Mummy, should I cut the salad today?
- Mummy, can you teach me how to make cold coffee?
- Didi, can you help me find my English note book?
- Papa, can we go cycling together today?

Wishing people properly – Hello Uncle / Aunty how are you?

Wishing parents and elders Good Morning, Good Afternoon, Good Evening and Good Night.

If we, as teachers and parents make a sincere effort and pay attention to the above- mentioned points. we can help our children to learn, to understand and speak English at an early age.

**Note : Have fun learning these sentences with your family members. Paste this sheet on your almirah, study table or where ever it's visible.**

**HAVE A NICE TIME !!!**